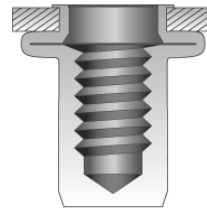
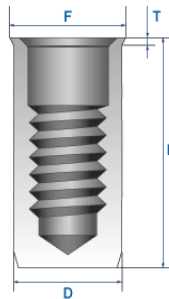


## Large Flange Closed End Blind Nut PZCSCZ

<b>Body Type / Flange Type</b>	<b>Closed End &amp; Round / Small Flange</b>
<b>Material</b>	<b>Carbon Steel</b>
<b>Finish</b>	<b>Zinc plated</b>



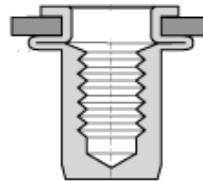
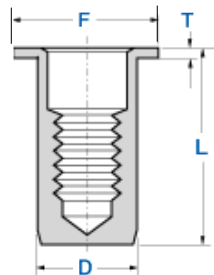
F = Flange Diameter  
T = Flange Thickness  
L = Body Length  
D = Body Diameter

\*Dimensions in millimeters

Part Number	Thread Size	D max.	Hole Size (+0.1)	L (±0.4)	Grip Range	F (±0.25)	T (±0.15)
PZCSCZ-040020	M4 X 0.7	6.35	6.4	15.0	0.5~2.0	7.50	0.64
PZCSCZ-050025	M5 X 0.8	7.15	7.2	20.0	0.5~2.5	8.30	0.64
PZCSCZ-060030	M6 X 1.0	9.55	9.6	23.5	0.8~3.0	11.00	0.77
PZCSCZ-080030	M8 X 1.25	10.55	11.0	24.0	0.9~3.0	11.75	0.77

## Large Flange Closed End Blind Nut PZCLCZ

<b>Body Type / Flange Type</b>	<b>Closed End &amp; Round / Large Flange</b>
<b>Material</b>	<b>Carbon Steel</b>
<b>Finish</b>	<b>Zinc plated</b>



F = Flange Diameter  
T = Flange Thickness  
L = Body Length  
D = Body Diameter

\*Dimensions in millimeters

Part Number	Thread Size	D max.	Hole Size (+0.1)	L (±0.25)	Grip Range	F (±0.25)	T (±0.2)
PZCLCZ-040025	M4 X 0.7	6.0	6.1	16.5	1.5~2.5	9.0	0.8
PZCLCZ-050025	M5 X 0.8	7.0	7.1	18.0	1.5~2.5	10.0	1.0
PZCLCZ-060030	M6 X 1.0	9.0	9.1	21.5	1.0~3.0	12.0	1.5
PZCLCZ-080030	M8 X 1.25	11.0	11.1	24.0	1.0~3.0	14.0	1.5
PZCLCZ-100040	M8 X 1.50	13.0	13.1	25.5	1.0~4.0	16.0	1.5